




Bellevue Place
EDUCATION TRUST

Health & Safety Policy

Signed:	
Chair of Trust Board:	Claire Delaney
Approved:	1 September 2023
Renewal period:	Annually
Review Date:	1 September 2024

Note: Please refer also to separate, related policies which exist as follows:

- Anti-bullying Policy
- Child Protection and Safeguarding Policy
- Educational Visits Policy
- Equal Opportunities Policy
- First Aid Policy
- Special Educational Needs and Disability Policy
- Collection, Non-collection and Missing Child policy
- E-Safety (within Child Protection and Safeguarding Policy)
- Mobile Phones and Cameras (within Child Protection and Safeguarding Policy)
- Use of Reasonable Force and Physical Restraint (within Child Protection and Safeguarding Policy)
- Contractors Working in Schools Policy
- Risk Management Policy

This Policy also incorporates

- Building Security and Visitors’ Notice
- Policy for admission of visitors into the school building

Contents

2	Statement of Intent	3
3	Responsibilities for Health and Safety.....	4
3.1	Overall and final responsibility for health and safety.....	4
3.2	Day to day responsibility for ensuring this policy is put into practice.....	4
3.3	Responsibility for ensuring health and safety standards are maintained and improved	7
4	Arrangements for Health and Safety	10
4.1	Risk Assessment.....	10
4.2	Training.....	11
4.3	Consultation.....	11
4.4	Workplace Safety.....	12
4.5	Code of Conduct	16
4.6	Fire Safety and Evacuation	16
4.7	Accidents and near misses.....	17
4.8	Building and site maintenance	18
4.9	Lone Workers.....	19
4.10	Violence in the workplace	20
4.11	Vehicle and pedestrian segregation	20
4.12	Emergency procedures	21
4.13	Control of Substances Hazardous to Health	22
4.14	Occupational Health / Welfare	23
4.15	Off-site visits	23
4.16	Selecting and managing contractors	24
4.17	Food Safety and Hygiene including Allergens.....	24
4.18	Site security and visitors	25
4.19	Medicines.....	25

Annex A – Fire Safety Information

Annex B – Firefighting Equipment

Annex C – Fire and Emergency Evacuation Plan

Annex D – Personal Emergency Evacuation Plan (PEEP)

Annex E – Template Risk Assessment Form – Quantitative

Annex F – Template Risk Assessment Form - Qualitative

Bellevue Place Education Trust – Our commitment

Learn. Enjoy. Succeed.

Every BPET child and staff member enjoys a broad (LEARN) and enriched (ENJOY) learning experience, enabling them to achieve far greater individual success (SUCCEED) than they might previously have thought possible.

Our Mission

To grow hubs of like-minded, autonomous schools with a strong support network, all of which combine academic rigour with highly enriched opportunities that deliver a personalised approach to education and exceptional outcomes for all.

Our Difference

We are leading the way in delivering high quality education through skills-based and knowledge rich curricula, applying the best of the independent and state sectors to deliver breadth of opportunity and pupil enrichment. We empower all our schools as individual entities that best meet the needs of the communities they serve and have a strong relationship with families, who are our key partners in delivering the vision.

Our Promise

Every child is an individual. Our role is to nurture pupils' potential through a personalised approach to learning. BPET children are happy, independent, confident all-rounders. Our focus is ensuring an exceptional provision for all our children with supportive, accessible learning that enables every child to make progress, including high quality inclusion for children with Special Educational Needs. We encourage a 'be interested and be interesting' attitude in children and staff alike. We don't just teach; we want our pupils to have a passion to learn.

Statement of Intent

- 2.1 Bellevue Place Education Trust ("BPET") has overall responsibility for the health, safety and welfare of staff, students and visitors in the academies it operates. BPET recognises that decisions about workplace health and safety should be collaborative, reasonable and proportionate in order to maintain a safe environment where students can learn and achieve their full potential and where employees are supported to ensure work related stressors are avoided.
- 2.2 The health, safety and welfare of staff, students and visitors is of paramount importance. We will achieve a safe environment for all by embedding a positive health and safety culture throughout our organisation and assisting all members of the school community to play their part.

- 2.3 The safety culture of our academies is the product of individual and group values, attitudes, perceptions, competence and patterns of behaviour. This policy includes our vision to ensure that our academies have a strong and positive safety culture through communication, training, collaboration and leading by example.
- 2.4 Together, we are committed to achieving the following objectives:
- 2.4.1 To provide, as far as reasonably practicable, a safe and healthy working environment for all.
 - 2.4.2 To ensure that all members of the school community are aware of their health and safety responsibilities, what is expected of them and what they need to do to discharge them.
 - 2.4.3 To ensure that all staff have access to appropriate training and resources to enable them to play an active part in achieving a safe and healthy working environment.
 - 2.4.4 To have an effective system for communicating and consulting on health and safety matters.
 - 2.4.5 To effectively plan, implement, monitor and review the arrangements in place to ensure we have a safe and healthy working environment.
 - 2.4.6 To encourage, promote and continuously improve BPET's health and safety performance.
 - 2.4.7 To ensure that we protect the environment.

Responsibilities for Health and Safety

3.1 Overall and final responsibility for health and safety

The Board of Trustees, Chair of Trustees, Chief Executive and Headteacher carry the key responsibilities for assessing, recording and implementing the correct health and safety procedures. They will do this by:

- Leading by example on all matters relating to health, safety and welfare,
- Promoting and following this Health and Safety Policy,
- Dedicating budget to the health and safety provision at the academies,
- Communicating effectively with parents, staff and students,
- Monitoring and reviewing health and safety procedures and practice

3.2 Day to day responsibility for ensuring this policy is put into practice

Staff have assigned health and safety responsibilities as follows:

3.2.1 Senior Leadership Team and Headteacher

(a) The Headteacher has the following responsibilities:

- To lead by example
- ensuring that adequate and appropriate risk assessments are carried out and reviewed prior to any activity either on-site or off-site
- liaising with the health and safety representative of the board of trustees to inform that person of any health and safety issues or risks that arise
- ensuring that the information on health and safety good practice that is available to school staff and visitors is up to date, easily accessible and promoted throughout the school. This includes the school health and safety policy and risk assessment templates
- ensuring that all support and cover staff are fully trained and equipped to deal with health and safety issues and emergencies

- ensuring that the board of trustees is aware of and up to date with any health and safety legislation or reasons for change in health and safety provision
- ensuring that funding is allocated to individual departments for their health and safety requirements
- ensuring that all staff, pupils and volunteers are aware of their health and safety obligations to one another
- ensuring that regular practice fire drills are undertaken
- ensuring that adequate information related to health and safety is obtained and passed on to relevant staff, contractors, members of the public, statutory authorities etc.

(b) The Senior Leadership Team has the following responsibilities:

- to lead by example
- ensuring that all new employees are given the appropriate health and safety induction training, relating to both whole-school health and safety and any specific provision relating to their role in the school
- ensuring that any school activity, either on or off-site, is risk assessed and consideration has been given to health and safety in terms of the wider school policy
- keeping up to date with any changes to arrangements surrounding activities and the implications of these on health and safety
- ensuring that all the relevant checks are done on the equipment and competency of contractors that come in to the school
- ensuring that all staff and pupils are aware of their health and safety responsibilities, including what to do in case of a fire, emergency, or medical emergency, and that all those taking part in any given activity are given proper training and health and safety briefing
- managing their particular budgets to cover health and safety maintenance, checks and provision for activities under their department

3.2.2 Site Facilities Managers

- (a) School Site Facilities Managers ensure that details related to health and safety management are passed on. They provide support and advice to the Senior Leadership Team and staff.
- (b) Site Facilities Managers act as Health and Safety representatives for the site they are responsible for.
- (c) Site Facilities Managers will undertake periodic health and safety audits to ensure the site they are responsible for are fulfilling their requirement to follow safe systems of work in the running of their area of the business and the appropriate licences, test certificates, insurances etc are up to date and fit for purpose. This person will formalise the on-site communication of health and safety matters with contractors that are appointed.
- (d) Site Facilities Managers will be the representative for the School when dealing with any health and safety meetings/committees.

3.2.3 Line Managers and Supervisors

Line Managers, whether Teaching or Support Staff, where appointed, are responsible for:

- leading by example
- the practical implementation of the Health and Safety Policy and other subsidiary policies and procedures, the requirements of the Health and Safety at Work Act 1974 and other relevant legislation
- ensuring that operations under their control are, so far as is reasonably practicable, conducted without detriment to the health and safety of employees or others affected by their activities
- obtaining and ensuring adherence to a safe system of work by competent employees and contractors
- ensuring that their area of responsibility is subject to risk assessment, regular inspections and adequate supervision

- ensuring that all accidents, incidents and dangerous occurrences, within their area of responsibility, are reported. Reviewing all such reports and ensuring that a full investigation is carried out and appropriate remedial action is taken where necessary
- making adequate consideration to health and safety when specifying, purchasing or hiring equipment or materials and ensuring that contractors under their control do likewise where applicable
- ensuring that all pupils, staff and volunteers understand their health and safety responsibilities and are familiar with the school health and safety policy and procedures
- ensuring that all relevant training and preparation is carried out for all on- and off-site activities

3.2.4 Employees and Staff

(a) Employees of BPET, whether they are fixed term, contract, or permanent take the responsibility of:

- ensuring that they are familiar and up to date with BPET's health and safety policy and standard procedures
- keeping their managers informed of any developments or changes that may impact on the health and safety of those undertaking any activity, or any incidents that have already occurred
- ensuring that all the correct provisions are assessed and in place before the start of any activity
- making sure that the pupils taking part in the activity are sure of their own health and safety responsibilities
- cooperating fully with the employer to enable them to fulfil their legal obligations. Examples of this would be ensuring that items provided for health and safety purposes are never abused and that equipment is only used in line with manufacturers' guidance
- ensuring that any equipment used is properly cared for and in the proper working order. Any defects should be immediately reported to a senior manager and that piece of equipment should not be used.

(b) All employees and staff are required to as part of the Health and Safety at Work Act 1974:

- take reasonable care for the health and safety of him/her self and others who may be affected by his/her acts of omissions
- To co-operate with his/her employer in matters relating to health and safety to enable the employer to comply with requirements
- Duty not to misuse or interfere with anything provided in the interests of health and safety or welfare (not restricted to employees).

(c) Employees and staff are required to:

- Co-operate in the implementation of the requirements of all Health and Safety legislation, related codes of practice and safety procedures /instructions
- Refrain from doing anything or omitting to do anything that causes danger to themselves or others
- Immediately bring to the attention of their Line Manager or Site Health and Safety Representative, any situation or practice of which they are aware, which may lead to injury or ill health
- Take responsibility for good housekeeping in the area within which they work
- Report all accidents, incidents and dangerous occurrences in accordance with company guidelines
- Follow the advice given in Company Health and Safety Training in order to control workplace risks
- Take responsibility for their own health and safety.

(d) Volunteers have the same responsibilities for health and safety as any other staff and will be expected to be familiar with BPET's health and safety policy and procedures.

3.2.5 Class Teachers

Class teachers are expected to:

- Lead by example

- Exercise effective supervision of their pupils, to know the procedures for fire, first aid and other emergencies and to carry them out
- Follow the particular health and safety measures to be adopted in their own teaching areas as laid down in the relevant risk assessments
- Give clear oral and written instructions and warnings to pupils when necessary
- Follow safe working procedures
- Require the use of protective clothing and guards where necessary
- Make recommendations to their Headteacher or manager regarding equipment and improvements to plant, tools, equipment or machinery
- Integrate all relevant aspects of safety into the teaching process
- Report all accidents, defects and dangerous occurrences to their manager.

3.2.6 Pupils

While BPET staff carry the main responsibility for health and safety provision, and the correct implementation of policy and procedure, it is vital that pupils understand their role and responsibilities when it comes to whole-school and personal health and safety in order for staff to be able to carry out their roles effectively. As members of BPET community, and allowing for their age and aptitude, pupils are expected to:

- Take personal responsibility for the health and safety of themselves and others
- Observe standards of dress consistent with safety and/or hygiene
- Observe all the health and safety rules of the school and in particular the instructions of staff given in an emergency
- Use and not wilfully misuse, neglect or interfere with things provided for their health and safety
- Behave sensibly around the school site and when using any equipment
- Report health and safety concerns or incidents to a member of staff immediately
- Act in line with the school code of conduct / school behaviour policy.

3.2.7 Contractors

All Contractors working on BPET school's premises, or elsewhere on their behalf, are required to comply with relevant rules and regulations governing their work activities. Contractors are legally responsible for ensuring their own safety on Trust premises or elsewhere on BPET's behalf, the safety of their workforce and for ensuring that their work does not endanger the safety or health of others. Contractors will be required to demonstrate their competence and adequate resources to carry out specific hazardous work, prior to their engagement.

3.3 Responsibility for ensuring health and safety standards are maintained and improved

3.3.1 Communication

- (a) Part 1 of this Policy acknowledges the importance of involving all members of the school community in matters of health and safety including by means of consultation and discussion in order to achieve a collaborative approach to health and safety. This is achieved through BPET Health and Safety Committee which meets regularly and reports to the Board of Trustees.
- (b) Safety representatives of trade unions recognised by BPET will be consulted on all matters of health and safety that may affect staff and on the provision of health and safety information and training. Non-union staff will also be consulted directly.
- (c) All members of the school community are encouraged to report any health and safety issues or concerns to their teachers, line managers, Head Teachers or to the Board itself. Before making any decisions which could have health and safety consequences for staff, trustees

will inform safety representatives about the proposed course of action and give them an opportunity to express their views.

3.3.2 Training

- (a) Trustees along with Headteachers and Senior Leaders of each school under its overall jurisdiction are committed to involving employees at all levels in the maintenance of Health and Safety standards.
- (b) Employees will be provided with training to enable them to play their part in establishing and maintaining a safe environment and a positive culture of health and safety.
- (c) External Health and Safety Consultants will be used to provide professional health and safety advice if required.

3.3.3 Policy Review

- (a) The Health and Safety Policy is to be monitored and reviewed on a regular basis. For this to be successful a series of benchmarks need to be established. Such benchmarks, or examples of good practice, are defined by comparison with the health and safety performance of other parts of the organisation or the national performance of the sector. The Health and Safety Executive (HSE) publish an annual report, statistics and a bulletin, all of which may be used for this purpose. See for example <http://www.hse.gov.uk/statistics/industry/education.pdf>. Typical benchmarks include accident rates per employee and accident or disease causation.
- (b) There are several reasons to review the Health and Safety policy such as, but not limited to:
 - (1) Significant organisational changes have taken place.
 - (2) There have been changes in key personnel.
 - (3) There have been changes in legislation and/or guidance.
 - (4) New work methods have been introduced.
 - (5) There have been alterations to working arrangements and/or processes.
 - (6) There have been changes following consultation with employees.
 - (7) The monitoring of risk assessments or accident/incident investigations indicates that the Health and Safety policy is no longer effective.
 - (8) Information from manufacturers has been received.
 - (9) Advice from an insurance company has been received.
 - (10) The findings of an external Health and Safety Audit has been received.
 - (11) Enforcement action has been taken by the HSE or Local Authority (LA).
 - (12) A sufficient period of time has elapsed since the previous review.

3.3.4 Monitoring, Reporting and Supervision

- (a) Monitoring and reporting are vital parts of a health and safety culture. Management systems must allow the board to receive both specific (e.g. incident-led) and routine reports

on the performance of the health and safety policy. Only a strong system of monitoring can ensure that the formal review can proceed as planned – and that relevant events in the interim are brought to the board's attention.

(b) The Board of Trustees will ensure that:

- appropriate weight is given to reporting both preventive information (such as progress of training and maintenance programmes) and incident data (such as accident and sickness absence rates);
- periodic audits of the effectiveness of management structures and risk controls for health and safety are carried out;
- the impact of changes such as the introduction of new procedures, work processes or products, or any major health and safety failure, is reported as soon as possible to the board;
- there are procedures to implement new and changed legal requirements and to consider other external developments and events;
- sickness absence and workplace health will be monitored effectively to identify any underlying problems that could damage performance or result in accidents and long-term illness;
- workplace health and safety data is collected and reviewed to allow benchmarking against other organisations in the sector;
- senior manager appraisals include an assessment of their contribution to health and safety performance;
- contractor performance is reported and reviewed;
- supervisory and line management arrangements are assessed, clearly defined and appropriately allocated – relevant individuals have the necessary skills and training.

Arrangements for Health and Safety

4.1 Risk Assessment (for corporate Risk Management, please refer to the BPET Risk Management policy)

4.1.1 Effective risk assessment is the foundation of all school health and safety checks, and BPET takes steps to ensure that all school staff are confident and familiar with carrying out risk assessments and recording and reporting risks.

4.1.2 Risk assessments are stored on the shared electronic drive and will be reviewed:

- at regular intervals
- after accidents, incidents and near misses
- after any significant changes to workplace, working practices or staffing
- after any form of notice has been served.

4.1.3 Under the Management of Health and Safety at Work Regulations 1999 the minimum BPET must do is:

- (a) Identify what could cause injury or illness (the hazard)
- (b) Decide how likely it is that someone could be harmed (the risk)
- (c) Take action to eliminate the hazard, if this is not possible then control the risk.

The level of detail in a risk assessment will be proportionate to the risk and appropriate to the nature of the work. See section 3 Risk Identification and Assessment of the BPET Risk Management Policy.

Example templates for Risk Assessments can be found in [Annex E - Quantitative](#) and [Annex F Qualitative](#) in this policy, see also WorkNest for templates and examples. The HSE [also](#) provides further information and templates: [Risk assessment: Template and examples - HSE](#)

4.1.4 BPET carries out risk assessments in accordance with the Health and Safety at Work Act 1974. It is impossible to eliminate all risk, but BPET does take reasonable steps in order to decrease risk as far as is reasonably practicable. Any activity that is considered too high risk to the health and safety of our pupils, staff, or the general public through risk assessment will not be carried out.

Covid-19 update

If required we will carry out a Covid-19 risk assessment in addition to those mentioned above using the same principles. We will consider risks posed by our premises and the undertaking of our service and will take measures to minimise those risks so far as is reasonably practicable.

We will consider all relevant matters including the following when undertaking the risk assessment in accordance with good practice and Government guidance:

- Social distancing
- Cleaning and hygiene facilities
- Signage
- Waste disposal
- Minimising staff/staff and staff/pupil physical interaction and controlling access to spaces
- Minimising non-essential visitors to the premises

- Where practicable, implementing a one-way system to minimise contact
- The provision of PPE
- Identifying persons who are vulnerable because of their ethnicity

We recognise that we have a statutory obligation to consult with staff about the health and safety measures we are proposing, and we will take steps to ensure that training is provided in relation to the recommendations arising from the risk assessment process

4.2 Training

- 4.2.1 Health and safety induction training will be provided for all new employees and for work experience placement students. A signed register confirming that induction training has been received and understood will be kept.
- 4.2.2 Where annual refresher training is required for specific areas a record will be kept and updated to ensure that knowledge and skills are up to date.
- 4.2.3 Curriculum / Subject Specific Health and Safety training is provided and records will be kept and updated to ensure that knowledge and skills are up to date.
- 4.2.4 Strategic Health and Safety Management and Premises Management Training is provided and records will be kept and updated to ensure that knowledge and skills are up to date.
- 4.2.5 All employees will have a health and safety training record which will be stored on National Online Safety.
- 4.2.6 Training needs will be identified, arranged and monitored by Human Resources.

4.3 Consultation

- 4.3.1 The Health and Safety Committee has a written constitution which sets out what they will do to manage health, safety and welfare together. This includes:
- its purpose and objectives,
 - membership,
 - meeting arrangements,
 - arrangements for reporting the outcome of meetings
 - The Committee considers, amongst other things, statistics on accident records, ill health, sickness absence;
 - accident investigations and subsequent action;
 - inspections of the workplace by enforcing authorities, management or employee health and safety representatives;
 - risk assessments;
 - health and safety training;
 - emergency procedures; and
 - changes in the workplace affecting the health, safety and welfare of employees.
- 4.3.2 If the health and safety committee is discussing accidents, the aim is to stop them happening again, not to give blame. The Committee will:

- look at the facts in an impartial way
- consider what precautions might be taken
- recommend appropriate actions
- monitor progress with implementing the health and safety interventions.

4.4 Workplace Safety

- 4.4.1 BPET will take reasonable steps to ensure that the school environment and workplace is reasonably safe for pupils, staff and visitors. This means keeping classrooms and corridors tidy, organised, and free of safety hazards such as loose wires. Appropriate clothing and good conduct will also be expected in school and both contribute to good health and safety practice.
- 4.4.2 Any hazards around the school site that are noticed by any member of the school community should be reported to a senior leader.
- 4.4.3 Certain departments such as science labs and design technology workshops will have more health and safety risks due to equipment and substances being used in these lessons. **Information on health and safety in each department can be found in these areas.** Only teachers and pupils trained to use specialised equipment will be allowed to do so, with appropriate risk assessments being carried out prior to commencement of activities.
- 4.4.4 Display Screen Equipment (DSE)
- 4.4.5 BPET recognises the importance of taking into consideration the health and safety surrounding the use of DSE and operate in accordance with the Health and Safety (Display Screen Equipment) Regulations 1992. Some of the potential health problems associated with incorrect use of DSE are:
- Upper Limb Disorders (ULD) (e.g., upper limb aches and pains caused by poor posture)
 - backache
 - fatigue and stress
 - temporary eye strain.
- 4.4.6 BPET adopts the following precautions to ensure a safe system of work for any staff, pupils, volunteers and visitors to the school:
- BPET encourages that staff, pupils, and volunteers or visitors report to their manager or superior any symptoms of discomfort or ill health that they believe may be related to the use of DSE.
- 4.4.7 BPET promotes good DSE health and safety by encouraging pupils to use the checklist below when using such equipment, and by displaying this checklist around the school and in classrooms where DSE is in use.

<p>Workstation</p>	<ul style="list-style-type: none"> ✓ Adjust screen height to suit seating height – generally eyes level with top of screen. ✓ Keep an organised work surface to facilitate workflow. ✓ Avoid clutter under the workstation. ✓ Ensure an appropriate mobile, stable base chair. ✓ Seat back, arm rests and back rest to be height adjustable. ✓ 2-3" of space in front of the keyboard ✓ Be familiar with software in order to customise screen colours, etc.
<p>Environment</p>	<ul style="list-style-type: none"> ✓ Adjust screen to reduce reflection and glare. ✓ Clean screen and equipment regularly. ✓ Ideally sit sideways to windows. ✓ Maintain safe surroundings, i.e. free from tripping and electrical hazards. ✓ Avoid excessive noise and uncomfortable temperatures.
<p>Healthcare</p>	<ul style="list-style-type: none"> ✓ Plan work to include regular changes of activity to move around and change posture. ✓ Rest eyes during work break and carry out eye care exercises. ✓ Have eyes tested regularly. ✓ Report any health-related symptoms that concern you.
<p>Job Design</p>	<ul style="list-style-type: none"> ✓ Break up work with informal postures and different tasks. ✓ Combine different work tasks. ✓ Take regular breaks away from screen. ✓ Ensure you have training in software and in know how to set up a safe workstation.

Posture	<ul style="list-style-type: none"> ✓ Adjust seat height to ensure thighs and forearms are horizontal. ✓ Desk just below elbow height. ✓ Align hands with forearms. Minimal deviation of wrists. ✓ Adjust your backrest to support the lower back. ✓ Sit right back in the chair to maintain good lumbar support. ✓ Keep head in natural upright position. ✓ Do not slouch. Maintain upright position. ✓ Head, neck, shoulders and hips to be in alignment. ✓ Use a footrest if feet do not touch the floor. ✓ Rest arms and hands whenever routine allows. ✓ Space under desk for postural change, no obstacles ✓ Top of screen at eye level.
----------------	---

4.4.8 Manual handling

(a) BPET operates in accordance with the *Manual Handling Operations Regulations (1992)* as amended. 'Manual handling' describes activities which involve lifting, carrying, moving, holding, pushing, lowering, pulling or restraining an object or person. BPET will provide information, instruction, and training on safe manual handling for day to day tasks, and will, as is reasonably practicable, avoid the need for employees to undertake any manual handling operations at work which involve a risk of injury.

(b) Risk assessments are carried out by the Headteachers, Site Facility Managers and Line Managers and measures required to eliminate risk, or reduce it to the lowest level which is reasonably practicable, are identified from the information in the risk assessment and used to implement a safe system of work. While BPET takes steps to reduce risk in the workplace, it is also the responsibility of staff and pupils to act in accordance with health and safety legislation and school policy. BPET expects employees:

- to safeguard their own health and safety whilst at work, and also that of any person who may be affected by their actions
- to follow safe systems of work as determined by the result of the risk assessments
- to use mechanical aids which have been provided for their use and which they have been trained to use. Faults with any equipment should be reported to line management immediately
- to ensure that they use equipment as per manufacturer's instructions
- to attend training sessions as required and apply the knowledge/skills to daily tasks
- to report all accidents and incidents which have either caused or could have caused harm or injury
- to report any difficulties, including 'near misses' they have experienced in order that the risk assessment can be reviewed to prevent injury occurring
- to inform line management if they are unable to perform manual handling duties
- to ensure that they do not try to perform a manual handling operation which they believe is beyond their physical capability
- to comply with policy regarding suitable clothing, such as footwear and jewellery, so as not to injure pupils or themselves when undertaking a manual handling task
- to avoid the need to lift, carry, push, pull, lower or support loads wherever possible

- to mechanise tasks where they cannot be avoided by the use of trolleys, barrows, lifts or hoists
- to ensure risk assessments have been carried out, which take into account the work task, the activity involved, individual capacity, working environment and any other relevant factors **including pregnancy**.

(c) Machine maintenance

(i) BPET operates the academies in accordance with the *Provision and Use of Work Equipment Regulations 1998* (PUWER). These regulations require that the work equipment in schools is:

- **suitable** for use, and for the purpose and conditions in which it is used;
- maintained in a safe condition for use so that people's health and safety is not at risk; and
- inspected in certain circumstances to ensure that it is, and continues to be, safe for use. Inspections are carried out by a competent person (this could be an employee if they have the necessary competence to perform the task) and a record kept until the next inspection.

(ii) BPET ensures that risks created by the use of the equipment are eliminated where possible or controlled by:

- taking appropriate **'hardware' measures**, e.g., providing suitable guards, protection devices, markings and warning devices, system control devices (such as emergency stop buttons) and personal protective equipment; and
- takes appropriate **'software' measures** such as following safe systems of work (e.g. ensuring maintenance is only performed when equipment is shut down etc), and providing adequate information, instruction and training.

4.4.9 Slips and Trips

(a) Slips and trips are the most common cause of injury at work – and the most reported injury to members of the public. They can lead to both minor and major injuries – and sometimes fatal accidents from head injuries following a fall from height, where the underlying cause was a slip or trip. Slips and trips occur across all education premises. Sites can be busy with large numbers of people moving around at the same time – often rushing. Slip and trip accidents in education premises happen for a number of reasons. They typically involve:

- members of staff or pupils/students running or carrying heavy or awkward items,
- wearing unsuitable footwear,
- poor lighting - particularly where there are uneven surfaces and changes of level
- contamination – both from wet surfaces – caused by water, and fluid spillages; and slippery surfaces - caused by contaminants e.g. food, litter etc.
- Obstructions – particularly bags and trailing cables

(i) To prevent slip and trip incidents we will:

- Ensure suitable cleaning regimes are in place,
- Ensure appropriate footwear is worn, including slip resistant footwear for kitchen staff,
- Ensure there is appropriate lighting,
- Ensure there is appropriate storage space

4.4.10 Work at Height

The classroom and school environment can and should be a colourful place where students have the opportunity to display their work and share their achievements. This often means using ladders to create work displays. BPET will take a sensible approach but does expect that some activities will require a risk assessment, selection of appropriate equipment and other precautions being in place in accordance with the Work at Height Regulations 2005. Factors to weigh up include the height of the task, the duration and frequency and the condition of the surface being worked on. Before working at height staff are expected to do the following:

- Assess the risks,
- Avoid work at height if possible,
- Select the right type of equipment, and ensure that it has been maintained and regularly checked,
- Ensure you can get to and from where you need to work at height.

4.5 Code of Conduct

All BPET are required to follow the BPET Staff Code of Conduct Policy. Through this, BPET is determined to ensure the good health and safety of members of the school community both on an individual basis and as a whole school body. Appropriate and considerate school behaviour and conduct is an important part of health and safety and there are various school regulations in place to monitor behaviour, as well as provisions for behaviour support.

4.6 Fire Safety and Evacuation see also BPET Premises Management Policy, Annex A - Fire Safety Information, Annex B - Firefighting Equipment, Annex C - Fire and Emergency Evacuation Plan and Annex D - Personal Emergency Evacuation Plan (PEEP)

4.6.1 Each school carries out whole school fire drills once per term (these are recorded in the Fire Safety Log Book). There are emergency exits located and signposted around the school, and emergency procedures posters detailing what to do in the event of a fire are posted around the school site, and available on the school website.

4.6.2 Escape routes and fire doors are checked daily to ensure that they are free from obstruction.

4.6.3 Fire risk assessments are carried out, recorded, and regularly reviewed for each building. Fire alarm safety checks are carried out regularly and recorded. The School engages xxx company to undertake its Fire Risk Assessment (FRA).

4.6.4 The emergency procedures should be followed in the event of an evacuation of the school for any reason. In the event of a power cut, emergency exit lights will indicate where the emergency exits are. Emergency lights are tested along with the other fire maintenance checks.

4.6.1 Management of Potential Fire Hazards

- Boilers, sparks from light switches and other electrical equipment; All boilers are gas fired and are serviced annually by Tencer.
- Smoking on the premises is forbidden.
- Combustible solids and liquids are not subject to heat or naked flame.
- Paper and card throughout the school should not be allowed to accumulate in piles.
- Bins are cleared each evening.
- Waste dustbins should be kept as far away from the school walls possible.
- All fabrics used should be flame retardant.
- All furniture should conform to British Standards.
- Science, Art, Design Technology: Chemicals are kept in a locked cupboard, and are not subject to heat or naked flame. Hazardous chemicals are stored in locked cupboards and their access

restricted to authorised personnel. These cupboards are located in designated areas with a key-lock to the door. These rooms themselves also meet Fire Department regulations concerning fire containment.

- Kitchen staff from Caterlink Catering ensure that chemicals used in kitchen are stored in an appropriate locked location.
- Cooking: electricity and gas services within the kitchen/staff room are regularly checked and serviced by Caterlink.
- Any smell of gas should be reported immediately to the office who will call the emergency number for the gas board whilst evacuating the building.
- Electrical: All portable appliances, including any belonging to staff and pupils and kept at school are checked regularly, usually annually. Fixed wiring is inspected by an external company every 5 years. No electrical equipment should be brought on site without the knowledge of and inspection by the person responsible for PAT testing. Pupils are not allowed to use mobile telephone chargers in school. Chargers for lap tops must first be PAT tested and certified before use. New items are tested at the end of their first year in use.
- Computers: Computers are in every classroom, the offices of: business manager, admin team, IT technician, Deputy head and the Head Teacher. Pupils should not be left unsupervised with computers.
- Fire doors are installed at the point of high risk.
- All internal doors are closed at the end of the working day.
- Contractors on site are required to complete a hot work permit and are fully instructed on the procedure for fire safety compliance and action to be taken in the event of a fire.

4.7 Accidents and near misses

- 4.7.1 In the event of an accident or near miss taking place either at the school, or off-site on a school-organised activity, the member of staff will immediately report to whomever is in charge. A first aider should make an assessment of the injury as soon as possible.
- 4.7.2 Parents (or emergency contacts where the parent is not available) will be contacted as soon as possible in the event of serious injury or ill health of a pupil. **Medical treatment or the contacting of emergency services will not be delayed if the school cannot contact a parent or guardian.** If a pupil needs to be taken to hospital, and a parent or guardian is not immediately available, a member of school staff will accompany the pupil to hospital and wait for the parent to arrive.
- 4.7.3 Pupils will only be sent home if there is a parent or guardian available to be with them there. If they have suffered injury or are unwell, they will be kept in the school office/nurse's office until they can be collected.
- 4.7.4 Pupils will have individual medical plans if it is the case that there is allergy medication or other prescriptive medication that needs to be on-site for pupils to use regularly or in a case of emergency. Individual medical plans will be reviewed systematically to ensure that they suit the pupil's needs and remain effective. A record of any medication of this sort will be kept in the school office. Any medicine administered in school will be recorded.
- 4.7.5 BPET has accident forms which must be completed and stored for all accidents, major and minor.
- 4.7.6 An investigation may be launched by external authorities in the case of accidents or incidents that fall under Reporting of Injuries, Diseases and Dangerous Occurrences Regulations 2013 (RIDDOR).

Accident reports will be reviewed and witnesses may be interviewed. This may happen in cases including but not limited to:

- deaths
- 'specified injuries' in respect of employees or pupils
- over-7-day injuries (where a member of staff is away from work or unable to perform their normal work duties for more than 7 consecutive days);
- 'specified dangerous occurrences'' (where something happens that does not result in an injury, but could have done)
- 'occupational diseases'
- 'injuries resulting in hospital visits for treatment in respect of pupils and employees who are injured out of or in connection with work activities' (examinations and diagnostic tests do not constitute 'treatment' in such circumstances).

For more information on RIDDOR see BPET First Aid Policy

BPET recognises the duty regarding incidents and will follow the guidance issued by the HSE. (Currently Incident reporting in schools (accidents, diseases and dangerous occurrences)). A useful guide to support whether an accident requires a RIDDOR report is contained [here](#).

- 4.7.7 Senior managers or the board of trustees may decide to conduct internal investigations into less serious incidents to ensure that policy and procedure are being used correctly and effectively, and that future incidents of a similar nature can be avoided.
- 4.7.8 Accident forms will be assessed on a regular basis in order to identify any trends and so that prompt action can be taken where necessary to avoid repeated incidents of a similar nature.

Covid-19 update

The Covid 19 operational guidance for schools has been withdrawn and replaced with new public health guidance. The HSE has issued guidance regarding reporting diagnoses of Covid-19 within the school and whether such could be attributable to an occupational exposure. We will follow that guidance and any amendments thereto.

The school will now consider Covid 19 as one risk amongst others in relation to health and safety risk assessments and managing risk. This will be reviewed as any guidance changes. Further details can be found in Annex D – Risk Management through Covid Restrictions in the BPET Risk Management Policy.

[Coronavirus \(COVID-19\) – Advice for workplaces \(hse.gov.uk\)](#)

Building and site maintenance see also BPET Premises Management Policy

- 4.7.9 The Headteacher is responsible for ensuring that the school premises are maintained so as to comply with health and safety laws and are easily accessible and reasonably safe for the whole school community.
- 4.7.10 Each school will appoint a named person to be responsible for reporting any health and safety concerns relating to the school premises. He/she will co-ordinate any safety precautions that are necessary during ongoing site maintenance or building work. This will entail filling out a risk assessment form and co-ordinating method statements, work permits etc. as required.
- 4.7.11 Where required the following records and management plans will be kept, updated and shared as necessary:
- Asbestos management plan

- Legionella
- Construction, Design and Management Health and Safety file
- LOLER records
- Machine / equipment testing and certificates
- Gas Safety certificates
- Electrical Safety certificates
- Fire Safety Log Book including maintenance of fire safety equipment records

4.8 Lone Workers

4.8.1 There will be some situations where staff at the school will be working alone or one on one with a pupil. Examples of this would be a staff member locking up the school at the end of the day, attending to an alarm call out of hours or one to one invigilation of exams. There is an increased risk to the health and safety of lone workers and the school has provisions in place to both identify and manage these risks.

4.8.2 Any staff, pupils, contractors or visitors who are identified as lone workers will be given all the necessary training, information and instruction to enable them to recognize the hazards and appreciate the risks involved with working alone. Risk assessments will also be carried out.

4.8.3 As a minimum anyone working alone will adhere to the following:

- Staff must not arrange meetings with parents or members of the public when lone working. All meetings must be arranged during school occupancy times or when there is more than one informed member of staff on site for the duration of the meeting.
- Late meetings must finish promptly and not leave one member of staff alone on-site.
- Staff must not approach, or let into the buildings, unauthorised persons when lone working.
- Be familiar with the building, location of entrances and exits, location of first aid kits, telephones, alarm points etc.
- Carry identification
- On attending the site keyholders must be mindful of and protect themselves against the worst-case scenario, that is, an intruder who may still be on-site.
- Initial arrival should be to the front of the building's main entrance. If an intruder has not already left on hearing the alarm, your arrival may disturb them. Your main priority is your personal safety. If you disturb an intruder, attempt to withdraw to a safe point. Do not attempt to apprehend.

4.8.4 Staff are advised to:

- Avoid lone working wherever possible by arranging to work in pairs or as a group.
- Sign in and off the site.
- Carry either a mobile phone or school telephone at all times when lone working.
- Let someone know you are coming into work, how long you expect to be and when you are leaving.
- Comply with fire evacuation procedures and attend fire assembly points, ensuring that you are cleared to leave the site in the event of an incident.

Unacceptable lone worker activities

4.8.5 The following activities are not to be carried out by lone workers under any circumstances:

- Working at height
- Manual handling of heavy or bulky items
- Transport of injured persons.

4.8.6 Where it is necessary to work alone or have a one-to-one lesson with a pupil staff should do the following:

- Inform someone about the activity, the location, the likely duration and let them know when it has ended. Assess the need to have another adult present or close by.
- Avoid working in isolated parts of the building and leave the door open if possible so you and the pupil can be seen.
- Where this is not possible then alternative safeguards should be put in place. This might include a location in which the staff member and pupil are visible through a window or door panel.

4.8.7 **It is especially important to ensure that the pupil feels at ease at all times and that they do not misconstrue actions or intentions.**

- Make sure the pupil is comfortable with the arrangement.
- Avoid unnecessary physical contact, e.g., sitting too close.
- Any incident of concern which arises during a one-to-one activity should be reported to a member of the senior leadership team immediately, along with a detailed written report including names dates and times etc.

4.8.8 Pupils must follow the following guidelines related to lone working in school:

- No pupil should work unsupervised in an outer building after the end of the school day and will be required to move into a designated area in the main building.
- All pupils unless supervised should vacate the site at the end of the school day.
- Pupils who arrive before the school day are not supervised unless a school activity is taking place, i.e. rehearsals.
- On hearing the fire alarm pupils must evacuate the building and assemble at the fire point, until the all clear is given.

4.9 Violence in the workplace

4.9.1 The Health and Safety Executive (HSE) defines work-related violence as, 'any incident in which a person is abused, threatened or assaulted in circumstances relating to their work'. This can include verbal abuse or threats as well as physical attacks.

4.9.2 BPET is committed to ensuring the safety and welfare of its employees. It will identify any violence related issues by effective reporting of any such incidents. A risk assessment will be conducted and reviewed and appropriate action will be taken if necessary.

4.10 Vehicle and pedestrian segregation

4.10.1 Where possible vehicle movement e.g. car parking / deliveries, will be away from footpaths, crossings, gates and doorways. Always consider pedestrians, lighting, design and layout, walkways, waiting areas, reversing vehicles, the need for high-visibility clothing, disembarking, alternative locations off-site, communication, speed restrictions and supervision.

4.10.2 Traffic entering school premises will be controlled and monitored to ensure that vehicle movement is, where possible, reduced and managed.

4.10.3 Where bus operators are required to collect / drop off children, BPET will follow its managing contractors policy. Specifically BPET will take reasonable steps to ensure that bus operators have the appropriate Operator's licence, are insured, MOT'd and drivers have been DBS checked.

4.10.4 School buses arrive and leave the premises at agreed times. When moving on site at times when pupils are in school, school vehicles will progress with hazard lights switched on. The Duty Person

supervises the arrival and departure of the buses and ensures the safety of pupils and their separation from vehicles. Pupils will wait in designated areas away from transport movement prior to boarding and will be guided to move away safely from transport after disembarking. Students, staff and visitors are reminded to be extra vigilant when crossing roads near to the school at the start of and at the end of the school day due to the large numbers of vehicles and pedestrians around at that time. In particular, students are reminded that distractions such as wearing headphones, texting or otherwise using a mobile phone should not be engaged in.

- 4.10.5 Wherever possible, deliveries are organised to take place at times when pupils are not on site, such as before the start of the school day. Deliveries should be arranged in advance wherever possible. Where it is essential that a delivery takes place during the normal working day, drivers will be required to seek permission to drive onto the school premises. Their arrival and departure will be supervised by the site manager or a member of administration or catering staff, as appropriate, and parking will be permitted only in designated areas.
- 4.10.6 At times when pupils are on site, including holiday club, staff must act with care and caution in following these guidelines. Staff vehicles moving on site in areas also used by pupils can move only at set times (add these here) and must proceed with hazard warning lights on and with a member of staff walking in front of the vehicle to alert pedestrians. Staff may park only in the designated areas.
- 4.10.7 Parents' vehicles are allowed on site only in exceptional circumstances (eg collecting a sick child or the delivery or collection of heavy or bulky items). In such circumstances, permission must be obtained from the school office/headteacher. During school hours, including immediately before or after school, vehicle movement must be supervised and must proceed with caution, observing speed limits and directional signage. Vehicles may be parked only in designated or specifically agreed areas.

4.11 Emergency procedures see also BPET Business Continuity Policy

- 4.11.1 In the case of an emergency situation, the school will work closely with emergency services to do everything practicably possible to reduce the health and safety risk to those in the school. In some cases, such as extreme weather, major power failure, or flooding, emergency situations cannot be avoided. In these circumstances the school will carry out its emergency procedures which include:
- Raise the alarm,
 - Evacuate,
 - Identify a place of safety,
 - Nominate competent, responsible people to take control,
 - Have appropriate equipment / first aid supplies available,
 - Communicate and regularly update key individuals.
- 4.11.2 There are a number of mechanisms in place to ensure that parents, staff, and pupils can be made aware of an emergency situation and remain informed. The school advises that in addition to the provision outlined below, parents and their children have their own individual arrangement planned for communicating in the case of an emergency. We ask that parents follow these emergency communication guidelines and do not call the school during a school emergency, but wait to be contacted, as it is important that school telephone lines are kept free for use by the school itself.
- 4.11.3 After the initial emergency, the school should refer to the BPET Business Continuity Plan for considerations for any adjustments required to maintain as much of the operation of the school as is practically possible.

4.11.4 It is important that parents inform the school immediately of any changes in phone number or address as it is vital that these are accurate in the school records in case of an emergency.

(a) How the school communicates with pupils during an emergency

Email

Text message

Mobile communication platform e.g. Arbor App

(b) How the school communicates with parents/families/carers during an emergency

Telephone call to home number of parent/s

Telephone call to emergency contact

Text message

Email

Mobile communication platform e.g. Arbor App

(c) The school will take proactive measures to prevent emergencies, and the school's health and safety provision outlined in this policy is designed with this in mind.

4.12 Control of Substances Hazardous to Health

4.12.1 There are areas in the school where hazardous substances will be stored. BPET has systems in place to ensure that hazardous substances are used correctly, and records are kept in order to prevent the misuse or accidental misuse of such substances. The precautions BPET takes include:

- safe storage in locked cabinets, with a clear system explaining how and where chemicals are stored and who has responsibility for any keys to locked cabinets. Hazard data sheets and information on procedures for assessing substances hazardous to health are kept in storage cupboards. Hazard data sheets describe the hazards the chemical presents, and give information on handling, storage and emergency measures in case of accident
- only staff that are trained to use these substances will have access to them. These staff will be trained in proper maintenance, storage, and use of these chemicals
- clear labelling of all chemical bottles. Any hazardous substances should be stored in the original containers wherever possible and not decanted into an unlabelled container. Where they are decanted, full COSHH details should be transferred to the new container
- clear record of chemicals ordered, who they are ordered to, and that they are ordered for
- safe disposing of chemicals
- appropriate PPE for use when handling hazardous substances
- strict 'off-limits' policy for pupils. Pupils will only be allowed to handle hazardous substances under the supervision of a member of staff (in science lessons, for example).

4.12.2 Substances that are for use in the science classrooms are under the responsibility of the science department manager. For more information on the control of these substances please see the supporting science department health and safety document, which can be found in storage cupboards.

4.12.3 All COSHH signage must conform to the requirements of the Health and Safety (Safety Signs and Signals) Regulations 1996 (as amended) relating to labelling and packaging of chemicals. Staff and pupils will be taught to recognise signs and any posters in use will display signs.

4.13 Occupational Health / Welfare

- 4.13.1 The Board of Trustees takes the health and wellbeing of all its staff and pupils very seriously and acknowledges that in a busy and hard-working environment, managing work-related stress alone can be very difficult.
- 4.13.2 We urge any staff member who is experiencing stress to talk to their manager or a member of the senior management team, and the school will do everything that it can to support them.
- 4.13.3 We will talk to members of staff to listen to their concerns and opinions about stress in the workplace as well as checking sickness absence records, staff turnover data, exit interviews, incident reports etc. to identify any problem.
- 4.13.4 BPET has developed a suicide prevention policy and recognises that it is essential that this policy is embedded. BPET is committed to identifying vulnerable students and staff, developing school-based prevention programmes and strengthening co-operation with mental health services, students and parents. A healthy school policy may contribute to the prevention of suicide as it is aimed at improving factors such as resilience, coping skills, social inclusion, and a safe school environment, which could function as protective factors for suicidal behaviour.
- 4.13.5 BPET is committed to investing in mental health, providing better information and awareness, increasing social inclusion and cohesion, supporting teachers and involving parents and mental health services. BPET will address any instances of bullying and will adopt methods to reduce bullying in our academies.

4.14 Off-site visits see also BPET Educational Visits Policy

4.14.1 School trips, off-site visits, residential visits, and any school-led adventure activities are carried out as part of an enriched curriculum and to support the learning and development of our pupils. Before any activity is allowed to take place the board of trustees will ensure that:

- the objective of the visit is clear
- the visit has been planned effectively, and risks have been assessed and are minimised as far as is reasonably practicable
- they are informed well in advance about less routine visits
- the headteacher or group leader has shown how the plans for the visit comply with regulations and guidelines and with the school's health and safety policy
- in the case of adventurous activities (e.g., water sports or climbing), the group leader and/or other supervisors are competent to lead or instruct pupils
- it assesses proposals for certain types of visit, e.g., those involving an overnight stay or overseas travel, and submits these to the LA if appropriate
- a sufficient level of insurance is in place
- the headteacher or group leader reports back after the visit.

4.15.2 Off-site visits are carefully planned and detailed information obtained in relation to:

- responsibilities for off-site visits
- parental consent
- transport
- supervision
- emergencies
- adventure activities
- work experience placements
- work experience health and safety
- off-site risk assessments
- safeguarding

4.15 Selecting and managing contractors see also BPET Contractors Working in Schools Policy

- 4.15.1 It is vital that any company or persons invited into the school under a contractual agreement to work on maintenance or the building site operates under the highest level of health and safety possible and is aware of our policy and procedures.
- 4.15.2 It is trustees' responsibility, delegated to Headteachers to select and oversee the management of contractors.
- 4.15.3 When engaging a contractor the following will be considered:
- all aspects of the work will be identified and set out in a job specification,
 - qualifications and experience,
 - references,
 - insurances and certifications,
 - memberships of professional trade bodies
 - safety method statement
- 4.15.4 We will co-ordinate with any contractor and ensure that they have information about the site available to them including the asbestos management plan located in the area outside the Headteachers office, evacuation procedures etc.
- 4.15.5 For information on safeguarding pupils against visitors or contractors to the school, please read the BPET Child Protection and Safeguarding Policy.

4.16 Food Safety and Hygiene including Allergens

- 4.16.1 BPET engages in a range of activities involving food, therefore it has responsibility for ensuring that food hygiene standards are met. This includes:
- personal hygiene
 - opening and closing checks
 - clear and clean
 - chilled storage
 - separating foods
 - training and supervision
- 4.16.2 A number of items of equipment used in school kitchen areas or food technology rooms pose potential risks to users. We will therefore ensure that appropriate information and training at the outset is provided.
- 4.16.3 In accordance with the Gas Safety (Installation and Use) Regulations 1998, gas appliances will be properly installed by someone registered with the Gas Safe Register. They will also be fully serviced by a Gas Safe registered engineer and will be sited where there is adequate ventilation. It is unlawful to use any gas appliance which is known, or suspected, to be unsafe.
- 4.16.4 Wherever food is prepared or served, safe and adequate cleaning routines need to be established to ensure compliance with health and safety requirements. Whether these duties are carried out by pupils, teachers, caretakers, canteen workers, lunchtime supervisors or cleaning staff, it is vital that all involved are aware of these routines and that they are followed at all times. For example:
- hands should be washed before and after cleaning routines, and consideration given to the wearing of protective gloves in certain circumstances (note that certain types of rubber gloves can cause anaphylactic shock where the user has an allergy or sensitivity)
 - cross-contamination issues should be addressed, e.g. different cloths for different surfaces

- an appropriate slip hazard warning sign should be used when mopping floors
- tasks involving the carrying of trays, equipment, buckets etc should not incur any manual handling risks
- any corrosive or irritant cleaning substances, e.g. bleach, are subject to a Control of Substances Hazardous to Health (COSHH) assessment and appropriate measures taken to avoid harm.

4.16.5 BPET takes all allergies seriously and it is important that **parents inform the school immediately** of any allergies and medications that might be required in an emergency so that a separate risk assessment can be undertaken. On receipt of dietary, medical and allergy information the school will share this with catering and other staff, for example for the provision of wrap around care. Staff will receive training in relation to allergies.

4.16.6 BPET operates its academies in accordance with the Food Information (Amendment) (England) Regulations 2019 which require all food prepared on site and pre-packaged for direct sale to display the following clear information on its packaging:

- The food's name
- A full list of ingredients, emphasising any allergenic ingredients

4.17 Site security and visitors see also BPET Premises Management Policy

4.17.1 School security is a vital component of good health and safety, and we want pupils and staff to feel safe in school.

4.17.2 To ensure that our school is a secure environment we:

- Record details of all visitors entering and leaving the site,
- Have designated key holders
- Engage the services of an alarm monitoring company

4.18 Medicines

4.18.1 Pupils at school with medical conditions should be properly supported so that they have full access to education, including school trips and physical education.

4.18.2 We will ensure that we consult health and social care professionals, pupils and parents to ensure that the needs of children with medical conditions are properly understood and effectively supported. Please also refer to our separate policy on *Supporting pupils with medical conditions*

ANNEX A - FIRE SAFETY INFORMATION

In our fire risk assessment, we will take steps to:

- 1. Identify the hazards**
 - Sources of ignition
 - Sources of fuel
 - Sources of oxygen.

- 2. Identify people at risk**
 - Employees
 - People in and around the premises
 - Vulnerable persons, disabled etc.

- 3. Evaluate, remove, reduce and protect from risk**
 - Evaluate the risk of fire occurring
 - Evaluate the risk to people from fire
 - Remove or reduce the fire hazards
 - Remove or reduce the risks to people.
















- 4. Consider:**
 - Detection and warning
 - Fire fighting
 - Escape routes and travel distances
 - Lighting
 - Signs and notices
 - Maintenance.

- 5. Record, plan, inform, instruct and train**
 - Record the significant findings and action taken
 - Prepare an emergency plan
 - Inform and instruct relevant people; co-operate and co-ordinate with other businesses
 - Provide training.

- 6. Review**
 - Keep assessment under review
 - Revise where necessary.

ANNEX B – FIREFIGHTING EQUIPMENT

Only fire blankets and the following types of fire extinguisher are currently present on site. Other types of extinguishers will be added to this chart if they are required on site.

Fire Extinguisher Chart								
Extinguisher		Class of Fire						Special Notes
Colour	Type	 Solids	 Flammable Liquids	 Flammable Gases	 Flammable Metals	 Electrical Contact	 Cooking Oils & Fats	
 Red	Water	✓ Yes	✗ No	✗ No	✗ No	✗ No	✗ No	Dangerous if used on 'liquid fires' or live electricity.
 Cream	Foam	✓ Yes	✓ Yes	✗ No	✗ No	✗ No	✗ No	Not practical for home use.
 Black	Carbon Dioxide (CO2)	✗ No	✓ Yes	✗ No	✗ No	✓ Yes	✗ No	Safe on high and low voltages
Colour	Type	 Solids	 Flammable Liquids	 Flammable Gases	 Flammable Metals	 Electrical Contact	 Cooking Oils & Fats	Special Notes

ANNEX C – FIRE AND EMERGENCY EVACUATION PLAN

Fire and Emergency Evacuation

IF YOU DISCOVER A FIRE:

Operate the nearest fire alarm call point.



IF IT IS SAFE TO DO SO AND IF YOU HAVE AUTHORISATION AND APPROPRIATE TRAINING, attack the fire with the firefighting equipment provided

Always ensure there is a safe exit route before attempting to extinguish any fire.

Leave the building immediately if you cannot control the fire or your escape route is threatened.

ON HEARING THE ALARM:

The fire alarm sound is a **standard alarm**.



Immediately vacate the premises by the nearest available exit

Close all windows (if applicable) and doors behind you

Go to assembly point



Report to the person in charge of your assembly point

The assembly point is located: On the KS2 playground, each class has their number which is on the Fire Plan displayed in the classroom.



DO NOT RE-ENTER THE BUILDING TO COLLECT PERSONAL BELONGINGS.

DO NOT RE-ENTER THE BUILDING UNTIL TOLD TO DO SO BY THE HEADTEACHER OR SENIOR PERSON PRESENT

DO NOT USE LIFT UNLESS AUTHORISED TO DO SO

VISITORS

All visitors should be escorted to the assembly point by their host.
It is important that they do not leave the area before notifying the senior person present.

LIAISING WITH EMERGENCY SERVICES

The Headteacher (or their delegated representative) will meet and liaise with the emergency services and any other interested parties, giving them pertinent information related to the emergency situation, such as location and details of emergency, location and presence of hazardous and flammable materials, head count, etc.

Name of the fire wardens:

- 1- Brian Illsley
- 2- Brian Prebble
- 3- Gemma Sloan
- 4- Paul Rumble
- 5- Claire Southerton

ANNEX D – PERSONAL EMERGENCY EVACUATION PLAN (PEEP)

Personal Emergency Evacuation Plan Questionnaire	
Name of person assessed	
Name of assessor	
Date of assessment	

Hearing impairment		
	Yes	No
Would you hear the fire alarm/an announcement informing you that there was an emergency?	<input type="checkbox"/>	<input type="checkbox"/>
Would a visual indicator assist?	<input type="checkbox"/>	<input type="checkbox"/>
Is there, to your knowledge, any special or purpose designed hearing system or device available which might assist you in hearing the fire alarm more clearly? If "Yes" give details		
Would your response to a fire alarm activation be helped by an assistant who could provide support in the fire evacuation procedure?	<input type="checkbox"/>	<input type="checkbox"/>
Would a vibrating device, operated when the fire alarm was actuated, be of assistance? This could include a mobile phones or other specialist devices (where/if available)	<input type="checkbox"/>	<input type="checkbox"/>
Visual impairment		
	Yes	No
Do you have strong enough eyesight to see your way out of the premises unaided?	<input type="checkbox"/>	<input type="checkbox"/>
Can you read the escape instructions?	<input type="checkbox"/>	<input type="checkbox"/>
If not, what format would you need them in? Give details		
Do you require aid to move around the building, for example a cane, a "buddy", guide dog, or other equipment?	<input type="checkbox"/>	<input type="checkbox"/>
How long does it take you to leave the building in normal circumstances?	minutes	
Could you find your way out of the building by an alternative route should your normal route be unavailable? How familiar are you with all the exits?	<input type="checkbox"/>	<input type="checkbox"/>
Do you think that the speed at which you leave the building may have the potential to hold up other people leaving the building in corridors and stairways, or that they may cause you injury as they pass by you more quickly?	<input type="checkbox"/>	<input type="checkbox"/>
Would tactile signage or floor surface information be of assistance to you?	<input type="checkbox"/>	<input type="checkbox"/>
Have you participated in any fire drill and can now leave the building unassisted in a timely manner?	<input type="checkbox"/>	<input type="checkbox"/>

Mobility impairment			
	Y	N	NA
Can you leave the building unassisted?	<input type="checkbox"/>	<input type="checkbox"/>	<input type="checkbox"/>
Can you move quickly in the event of an emergency?	<input type="checkbox"/>	<input type="checkbox"/>	<input type="checkbox"/>
How far can you walk unaided? Distance	m		
Do you find stairs difficult to use?	<input type="checkbox"/>	<input type="checkbox"/>	<input type="checkbox"/>
Are you a wheelchair user?	<input type="checkbox"/>	<input type="checkbox"/>	<input type="checkbox"/>
Is the wheelchair required for all circumstances?	<input type="checkbox"/>	<input type="checkbox"/>	<input type="checkbox"/>
Can your wheelchair be dispensed with for short periods?	<input type="checkbox"/>	<input type="checkbox"/>	<input type="checkbox"/>
Is your wheelchair of standard dimensions?	<input type="checkbox"/>	<input type="checkbox"/>	<input type="checkbox"/>
Is your wheelchair electrically powered?	<input type="checkbox"/>	<input type="checkbox"/>	<input type="checkbox"/>
<p>If the answer is "Yes" to any of the above, we have a number of staff who are physically fit, suitably trained and strong enough to assist those with mobility impairment. These staff will be constantly aware of your location on the premises, as they are with other persons. In the event of an emergency we want to ensure that we provide you with assistance in the most appropriate way for you.</p> <p>What kind of assistance do you require?</p>			
Wheeled down the stairs with the wheelchair tilted onto its rear wheels	<input type="checkbox"/>	<input type="checkbox"/>	<input type="checkbox"/>
Carried down the stairs in your wheelchair?	<input type="checkbox"/>	<input type="checkbox"/>	<input type="checkbox"/>
Assisted from your wheelchair and a suitable number of helpers to carry you down the stairs?	<input type="checkbox"/>	<input type="checkbox"/>	<input type="checkbox"/>
Assisted to walk down the stairs with one assistant holding each arm?	<input type="checkbox"/>	<input type="checkbox"/>	<input type="checkbox"/>
Assisted to walk down the stairs with one assistant and the use of the handrail?	<input type="checkbox"/>	<input type="checkbox"/>	<input type="checkbox"/>
Provided with supervision as you move down the stairs on your bottom, unaided?	<input type="checkbox"/>	<input type="checkbox"/>	<input type="checkbox"/>
Self-transfer to / being assisted to an evacuation chair?	<input type="checkbox"/>	<input type="checkbox"/>	<input type="checkbox"/>
Could the medical nature of your condition be aggravated by the use of such a device?	<input type="checkbox"/>	<input type="checkbox"/>	<input type="checkbox"/>
Has a member of staff and a deputy been assigned to assist you in an emergency?	<input type="checkbox"/>	<input type="checkbox"/>	<input type="checkbox"/>
How might your mobility be worsened, for example by smoke? Details			
Any other problems/observations/solutions? Details			

Cognitive impairment		
	Yes	No
Are you able to understand what is happening in an emergency?	<input type="checkbox"/>	<input type="checkbox"/>
Do you understand the risks?	<input type="checkbox"/>	<input type="checkbox"/>
Do you understand the possible need for choice and change of direction during escape?	<input type="checkbox"/>	<input type="checkbox"/>
How long does it take you to leave the building in normal circumstances?	mins	
Other impairment		
	Yes	No
Is there any other disability that may prevent you from evacuating without assistance?	<input type="checkbox"/>	<input type="checkbox"/>
General information		
	Yes	No
Do you understand the concept of a "fire refuge"?	<input type="checkbox"/>	<input type="checkbox"/>
Might the measures needed for your escape from the building in an emergency adversely affect the safe escape of other occupants?	<input type="checkbox"/>	<input type="checkbox"/>
Do you think any special staff training is required to give you the assistance that you would need in an emergency?	<input type="checkbox"/>	<input type="checkbox"/>
Are you aware of the emergency evacuation procedures for this building?	<input type="checkbox"/>	<input type="checkbox"/>
Do you understand the escape instructions?	<input type="checkbox"/>	<input type="checkbox"/>
Do you require a written copy of the evacuation plan?	<input type="checkbox"/>	<input type="checkbox"/>
Are the signs that mark the emergency exits and the routes to the exits clear enough?	<input type="checkbox"/>	<input type="checkbox"/>
Could you raise the alarm if you discovered a fire?	<input type="checkbox"/>	<input type="checkbox"/>
Are you likely to move around the building?	<input type="checkbox"/>	<input type="checkbox"/>
Do you work outside normal working hours?	<input type="checkbox"/>	<input type="checkbox"/>
Do you work alone?	<input type="checkbox"/>	<input type="checkbox"/>
Any additional notes / further action required for the individual		

ANNEX E – TEMPLATE RISK ASSESSMENT FORM - QUANTITATIVE

Risk Assessment Form

Company Name:		Date Assessed:	/ /	Next review date:	/ /
Subject: (Task/Activity)		Assessed by:		Reference No:	

Ref	Hazard	Person at Risk	Current Control Measures	*Risk Level			Additional Controls Measures Required
				High	Medium	Low	

* Risk Level:

High - Risk is intolerable, implement further controls as soon as practicable

Medium - Further improvements required to reduce the risk to as low as reasonably practicable

Low - Risk is tolerable, maintain control measures.

Risk/Priority Indicator Key

Severity (Consequence)

1. Negligible (delay only)
2. Slight (minor injury / damage / interruption)
3. Moderate (lost time injury, illness, damage, lost business)
4. High (major injury / damage, lost time business interruption, disablement)
5. Very High (fatality / business closure)

Likelihood

1. Improbable / very unlikely
2. Unlikely
3. Even chance / may happen
4. Likely
5. Almost certain / imminent

RISK / PRIORITY INDICATOR MATRIX

LIKELIHOOD	5	5	10	15	20	25
	4	4	8	12	16	20
	3	3	6	9	12	15
	2	2	4	6	8	10
	1	1	2	3	4	5
		1	2	3	4	5
SEVERITY (CONSEQUENCE)						

Summary

Suggested Timeframe

12-25	High	As soon as possible
6-11	Medium	Within next 3-6 months
1-5	Low	Whenever viable to do so