



**Ruth Miskin
Training**



Parents' Meeting
Introduction to
Read Write Inc.

Reading changes everything

Teach a child to read and keep that child reading and we will change everything.

And I mean everything.

Jeanette Winterson

Read Write Inc. Phonics who is it for?

- Children learning to read in EYFS – Y2
- Older children who have not met the KS1 reading expectations.
- Fresh Start – Year 5 and Year 6
- Taught in groups based on their stage of reading

What is phonics?

Phonics is the method of teaching reading through the identification of sounds and graphemes.

All words are made up of individual sounds. These sounds are merged together to form words.

We teach the children to recognise what sound each grapheme makes.

This gives your child the tools to read most words independently.

Read Write Inc. Phonics daily lessons



One-to-one tutoring – ‘keep up, not catch up!’



Fred



Speaking like Fred helps children to understand that words are made up of sounds. This is how we quickly teach our children to learn to blend.

Teach spelling using Fred Fingers



We teach children to spell using 'Fred Fingers'. This means they do not have to memorise a list of spelling words and it is a tool to help them spell words independently.

The children count and pinch the sounds they can hear in a word.

Speed Sounds Set 1 and Set 2

Consonant sounds – stretchy

f	l	m	n	r	s	v	z	sh	th	ng
										nk

Consonant sounds – bouncy

b	c	d	g	h	j	p	qu	t	w	x	y	ch
	k											

Vowel sounds – bouncy

a	e	i	o	u
---	---	---	---	---

Vowel sounds – stretchy

ay	ee	igh	ow
----	----	-----	----

Vowel sounds – stretchy

oo	oo	ar	or	air	ir	ou	oy
----	----	----	----	-----	----	----	----

Speed Sounds Set 3

Consonant sounds

f	l	m	n	r	s	v	z	sh	th	ng
ff	ll	mm	nn	rr	ss	ve	zz	ti		nk
ph	le	mb	kn	wr	se		s	ci		
					c		se			
					ce					

b	c	d	g	h	j	p	qu	t	w	x	y	ch
bb	k	dd	gg		g	pp		tt	wh			tch
	ck				ge							
	ch				dge							

Vowel sounds

a	e	i	o	u	ay	ee	igh	ow
	ea				<u>a-e</u>	<u>e-e</u>	<u>i-e</u>	<u>o-e</u>
					ai	y	ie	oa
						ea	i	o
						e	y	

oo	oo	ar	or	air	ir	ou	oy	ire	ear	ure
<u>u-e</u>			oor	are	ur	ow	oi			
ue			ore		er					
ew			aw							
			au							

'Three with me, four at home'


Accuracy

Fluency

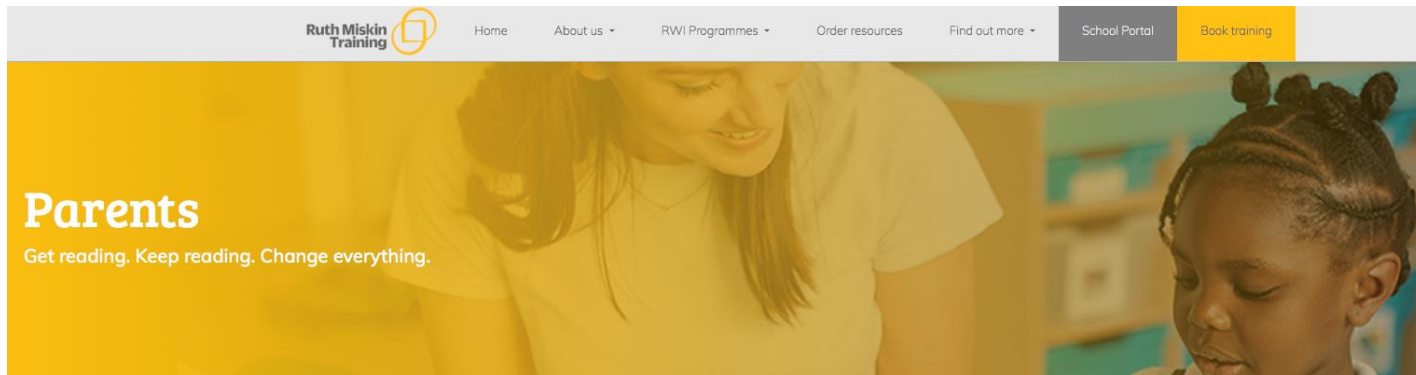
Comprehension

Read and enjoy at home

Which books will children bring home?



Free Video Tutorials (ruthmiskin.com)

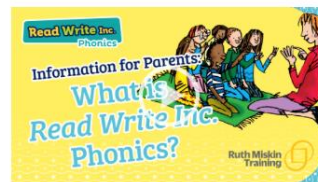
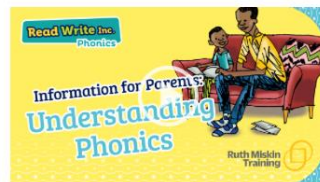


Read Write Inc. Phonics – information for parents

Our films show how we teach children to read and write with Read Write Inc. Phonics.

If your child is in a Read Write Inc. school or if you have bought a parent pack, the films will help you and your child practise together at home.

If you have a question for us, please get in touch via our [Facebook](#) and [Twitter](#) pages.



What can I do?

1. Use pure sounds, not letter names.
2. Use Fred Talk to read and spell words.
3. Listen to your child read their Storybook every day.
4. Read stories to your child every day.
5. Use Subtitles during television shows and/or stories on YouTube.

Online resources available

Ruth Miskin Parents' Page:

<http://www.ruthmiskin.com/en/parents/>

Ruth Miskin Facebook:

<https://www.facebook.com/miskin.education>

Free e-books for home reading:

[Free eBook library | Oxford Owl from Oxford University Press](#)